



umpstart

Leap into Learning – Vincy

Book 3

This book belongs to:

.....

Infographics



Write



Read



Sing



Draw



Challenge



Talk

Jumpstart Book 3, 2025

Written by Alix Anson

Illustrated by Freddie Hodge

Edited by Clara Hodge

Designed by Enhorabuena Estudio

Graphics: Freepik.com

Jumpstart Book 3 ISBN: 978-956-6096-28-3

No part of this publication may be
reproduced without permission.

© **Fundación Rassmuss & Alix Anson**

**FUNDACION
RASSMUSS**

ISBN: 978-956-6096-28-3



Jumpstart is sponsored and supported
by the Mustique Charitable Trust



Jumpstart Alphabet

a



j



s



b



k



t



c



l



u



d




m



v



e



n



w



f



o



x



g



p



y



h



q



z



i

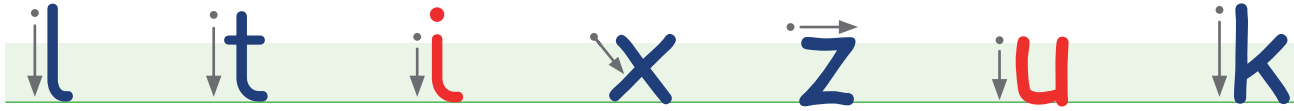


r



Letter Families for Handwriting

Straight line family



The curve backwards family



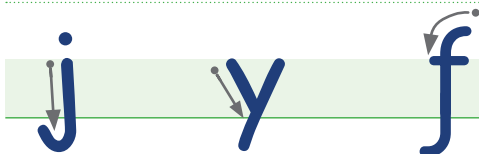
The down, up and over family




The 'off the top' letters



Letters with tails



(These 3 letters are in two families!)



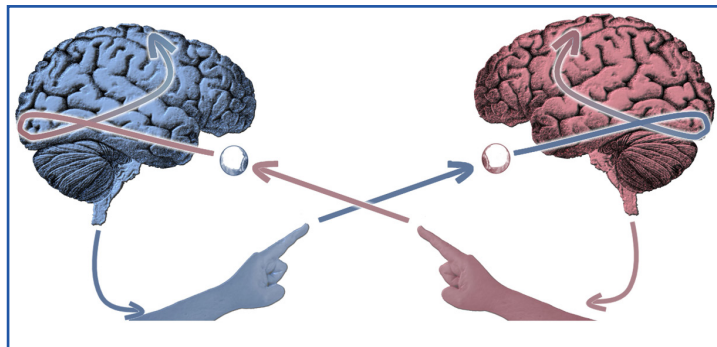
A warm welcome to:



How does this book work?

In Jumpstart, you will learn the shape and sound of each letter by linking it to a picture which has a similar shape.

This way of learning helps to connect the two sides of your brain together and strengthens the 'motorway' between them. This will help to make your brain even stronger, not just for learning, but for life!



Once you know the 5 vowels and a few consonants, you will then learn to read and spell 10 words a week. This way, you quickly learn to read and write the words you need the most. Your teachers will be here to help you.

Good luck - you can do this!

The vowels

We are starting with the 5 most important letters called vowels:








These are shown in red to make them stand out. Say their names.
There is a vowel in each syllable (section) of every word.

Vowels can make two different sounds, long or short.

Long vowels sound like the name of the letter.

Short vowels make a different sound.

Here are pictures to teach you the short vowel sounds and shapes.

	a	apple (on its side)
	e	elephant
	i	insect (a skinny insect)
	o	orange
	u	umbrella (upside down)



Draw the apple

a	a



Practice writing the letter **a** and say its sound each time.

a a a a a a . .

aa aa aa aa .

aaa aaa aaa .




Track and loop the letter **a** and say its sound each time.

c p a q s v p t s m a p b s u f a h e p w y
 a n u t h i q a p e g a s f r p a b s f k a p
 l a g p u g s q w j a p o d a s t o a p y u l

How many did you find? 9 10 11 12 13 14



Draw the elephant

	
e	e



Practice writing the letter **e** and say its sound each time.

e e e e

ee ee ee ee ee .

eee eee eee eee .




Track and loop the letter **e** and say its sound each time.

k e a q s v e t s m a p e s u m a h e p w y
a g h e h i q a p e g a s f r e a b s f k a p
e a g p u g e q w j a p e d d s t x s e b u h

How many did you find? 9 10 11 12 13 14



Draw the insect

	
i	i

Count its legs!



Practice writing the letter i and say its sound each time.

i i i i . . .

ii ii ii ii .

iii iii iii .



Track and loop the letter i and say its sound each time.

l f b i k c w r y h k d a e g i p r v y z i
a i z g a h j r t v i c m w i h a b f f e t g
i f s w n p b d c i q k l d e k i x d i b u i

How many did you find? 9 10 11 12 13 14



Draw the orange

O	O



Practice writing the letter o and say its sound each time.

o o o o . . .

oo oo oo oo oo .

ooo ooo ooo ooo .




Track and loop the letter o and say its sound each time.

q w o f s h y c h l o y a z x c b o f k l r
f o w m a c d o q t h j k r o f r a o f t j
o r f v z d o x r i s o l o e h g w d m o u n

How many did you find? 9 10 11 12 13 14



Draw the umbrella

	
u	u



Practice writing the letter u and say its sound each time.

↓ u ↓ u ↓ u ↓ u . .

↓ uu uu uu uu .

↓ uuu uuu uuu uuu .








Track and loop the letter u and say its sound each time.

c p a u s v e t s i a p u s u f a h e u w i
a e u t h i q a u e g a i o u p a b s f k a u
l u g o u g s q w u a p o d a u t o a p y u l

How many did you find? 9 10 11 12 13 14



Do these things start with **a**, **e**, **i**, **o** or **u**?

Write the first letter in the box under the picture



Spot the vowels - Underline the vowel in each word

Eg. cat run top

me sun bed fan tip its on get hut in hat cup at
an is sad big red cut in pot if up tin mud wet
lad add dip ink fat sip off tan lip fun bat up



Take the vowel challenge - connect the 5 vowels in a new way each time. How many different combinations can you find?

aeiou

ouiae

ioeua





Dictation - short vowels

1. 2. 3. 4. 5.

Short and Long Vowels

Vowels are long and say their name, if they have space to stretch down the line. We can show this space by drawing a flat line above them like this: **wē**

Vowels say their short sound if they are followed by a consonant.

Long Vowels (have space to stretch, so say their long name)	Short Vowels (are squashed so make their short sound)
 no me go Long Jo	not men got Short Sam 

Are these vowels long or short?

Write these words on the chart on the side they belong:

hen **cat** **he** **tap** **we** **tap** **so** **man**

A vowel rhyme to learn:

a e i o u,

without one of these,





no word can you do!

Vowel Cousins: i & y

The letters **i** and **y** are like cousins.

No true English word ends in **i**, so it uses its cousin the letter **y** at the end.




Here are words which do that:

			
fly	cry	fry	sky

So sometimes, **y** acts like a vowel.

The only words which end in **i** we have stolen from Italy so they are part of our cheeky words.



			
taxi	macaroni	spaghetti	Ferrari




Draw the vowel pictures:


a	e	i	o	u

Congratulations!

You have finished the introduction!



Step 1



Look, cover, write, check!

	day 1	day 2	day 3	day 4
on	on	on	on	
in	in	in	in	
tin	tin	tin	tin	
at	at	at	at	
net	net	net	net	
it	it	it	it	
not	not	not	not	
an	an	an	an	
ten	ten	ten	ten	
no	no	no	no	



Cheeky words to read

to	into	one
----	------	-----



Practice writing the letter n

n n n n . .


n n n n . .

ne ne . .






★ net net net . .



Draw the net



Write the first letter of each picture



Track and loop these letters:

n

t

Say their sound each time.

c r n q d v t e s n a p b z a f e t e p w y
 b n s e h a t e t h g a j a r t e b s f n a p
 b a x n e g s q w j a e t d e w t x a b i a n



Draw a picture to match the word

tin	ten	nut	net	no




Word search: → ↓

an ten
at no
in not
on net
it tin

s	d	f	y	q	e	t	n	o	t
g	n	b	r	n	o	s	a	b	c
t	i	n	x	z	b	t	l	k	v
r	g	h	a	n	m	k	o	n	r
d	w	n	v	f	k	l	n	y	e
s	k	j	a	t	d	v	u	d	w
k	n	w	t	h	n	m	i	t	d
r	e	f	i	d	t	p	y	q	m
x	t	v	n	a	e	n	k	a	n
s	d	i	i	b	n	q	o	x	t



Draw the tower



Practice writing the letter t

t t t t . . .

t t t t . . .

ta ta ta . . .

★ tap tap tap . . .



Word maker

How many words can you make out of these letters?

i o u t a n e

Bronze

Silver

★ Gold

1.

4.

7.

2.

5.

8.






3.

6.

9.



Write the vowel under each picture



Take the vowel challenge

Create a different order for each one.

aeiou

iouea

uoaei



Crack the code

Read these words then draw a picture to match.

tent	tin	a net in a tent



Practice the letter t

t t t t . . .

tt tt tt tt tt tt

ttt ttt ttt ttt ttt



Write your name twice

1

2



Dictation

1.

2.

3.

4.

5.




Cheeky words to read

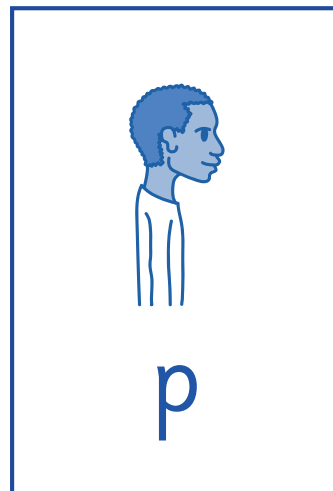
to	into	one
----	------	-----

Congratulations!
You have finished Step 1!





Step 2



Look, cover, write, check!

	day 1	day 2	day 3	day 4
sun	sun	sun	sun	
pen	pen	pen	pen	
up	up	up	up	
pat	pat	pat	pat	
sit	sit	sit	sit	
it's	it's	it's	it's	
as	as	as	as	
is	is	is	is	
pin	pin	pin	pin	
so	so	so	so	



Cheeky words to read

put	you	two
-----	-----	-----



Practice writing the letter p

p p p p . .

p p p p . .

po po po . .

★ pot pot pot . .



Draw the person



Write the first letter of each picture



Track and loop these letters:

p

s

Say their sound each time.

c p a q s v t e s m a p b s a f s h e p w y
 k n s e h i q e p h g a s o r p e b s f k a p
 l a g p e g s q w j i p y d e s t x a p i a l t



Draw a picture to match the word

pit	pan	pet	pin	up



Word search: → ↓

is it's
as up
sun sit
so pin
pat pen

p	e	n	f	q	a	c	n	o	t
g	n	b	r	n	o	s	i	b	c
t	i	n	p	a	t	r	t	k	v
r	g	h	a	n	m	k	's	g	r
y	s	o	v	a	k	l	n	y	e
s	k	j	a	s	d	v	u	p	w
k	p	w	t	h	n	m	i	t	i
l	i	f	s	i	t	p	y	q	s
x	n	v	n	a	e	n	k	a	n
s	d	g	i	v	n	s	u	n	t



Draw the snake



Practice writing the letter s

S S S S . . .

S S S S . . .

si si si . . .

★ sip sip sip . . .



Word maker

How many words can you make out of these letters?

s i o u t a p n e

Bronze

Silver



Gold

1.

5.

9.

2.

6.

10.

3.

7.

11.



Blends

s + p = sp sp sp

s + t = st st st

s + n = sn sn sn



Reading Blends

sp + in = spin

sp + ot = spot

sp + un = spun

st + op = stop

st + ep = step

st + un = stun






sn + ip = snip

sn + ap = snap

sn + ot = snot



Write the last sound of each thing



Crack the code

Read these words then draw a picture to match.

pets	pen	pets in a pen



Write your name twice

1

2



Dictation

1.


2.

3.

4.


5.

Congratulations!
You have finished Step 2!





Step 3



Look, cover, write, check!

day 1

day 2

day 3

day 4

mum
dad
mad
and
man
did
am
end
my
me

mum	mum	mum	
dad	dad	dad	
mad	mad	mad	
and	and	and	
man	man	man	
did	did	did	
am	am	am	
end	end	end	
my	my	my	
me	me	me	



Cheeky words to read

said	do	does
------	----	------



Practice writing the letter m

m m m m . .

m m m m . .

ma ma ma . .






★ mat mat mat . .



Draw the mountain



Write the first letter of each picture



Track and loop these letters:

m

d

Say their sound each time.

f m a r s d t e d m a p b m a f s h e d w y
g n s e k i m e p d g a s o m p e b s f d a l
c a m p o g d q w j i m y d e s t h a m i a k



Draw a picture to match the word

dad	dip	men	mats	den



Rhyme Time!

Find a word to rhyme with each of these:

fat

pat

mad	sit	men	sip	tan	dot



Write the vowel in the middle of each word:



Draw the dinosaur



Practice writing the letter d

d d d d . . .

d d d d . . .

do do do . . .

★ dot dot dot .



Word search: → ↓

me am
mad my
end and
man mum
did dad

y	e	d	f	q	a	c	n	o	t
g	n	a	r	m	m	s	i	b	c
t	i	d	p	a	t	t	e	n	d
r	g	h	a	n	m	k	s	g	r
m	a	d	v	a	e	l	n	m	o
s	k	j	a	s	d	v	u	y	w
k	p	w	m	u	m	m	d	t	i
l	a	m	s	e	t	p	i	q	s
x	n	a	n	d	e	n	d	a	n
s	d	n	i	v	n	q	u	s	t



Challenge: can you find any more words?

Write them here:

.....



Word maker

How many words can you make out of these letters?

m d i o u s t a p n e

Bronze

Silver



Gold

- | | | |
|---------|---------|---------|
| 1. | 4. | 7. |
| 2. | 5. | 8. |
| 3. | 6. | 9. |



Take the vowel challenge

Change the vowel to make a new word.

Eg. man → men

- | | |
|----------------|----------------|
| 1. pan → | 5. sit → |
| 2. mat → | 6. sap → |
| 3. tin → | 7. nut → |
| 4. pet → | 8. tip → |



Crack the code

Read these words then draw a picture to match.

ten	mat	ten men on a mat



Write the name of your street twice

1

2



Dictation

1.


2.


3.

4.


5.

Congratulations!
You have finished Step 3!





Step 4



Look, cover, write, check!

	day 1	day 2	day 3	day 4
hot	hot	hot	hot	
cat	cat	cat	cat	
cup	cup	cup	cup	
him	him	him	him	
cut	cut	cut	cut	
had	had	had	had	
has	has	has	has	
can	can	can	can	
his	his	his	his	
he	he	he	he	



Cheeky words to read

have	her	I
------	-----	---



Practice writing the letter h

h h h h . .

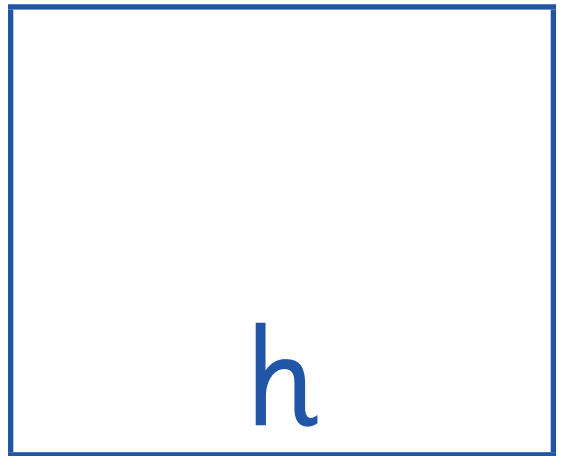
h h h h . .

ho ho ho . .

★ hot hot hot . .



Draw the house



Track and loop these letters:

h

c

Say their sound each time.

t h a r c d t e g m a q h m a f s h e d g y
g s s e h i m e h v c a r o m h e b s f c a l
c a c p o g d h w j i m c b e s j h a m i a c



Draw a picture to match the word

cap	cat	hot	can	cup



Rhyme Time!


Find a word to rhyme with each of these:

hot
pot

he	can	net	cap	hat	had



Slice the snake!



How many words can you make by slicing this snake?

Eg. h e / p i n / h o t

m e n p i n h a d h a t p e n d i d s a d p e t e n d

Circle how many words you found: 6 7 8 9 10



Handwriting Practice


Read and copy this sentence in your best writing:

A man had ten cans in a tent.

A man had ten cans in a tent.



Draw the crab



Practice writing the letter c

c c c . . .

c c c . . .

ca ca . . .

★ cap cap . . .



Word search: → ↓

he hot
had cat
his cup
him cut
has can

h	e	d	f	q	a	c	n	o	t
g	n	i	r	m	e	s	c	r	y
t	i	p	p	a	h	t	e	n	d
r	c	a	t	n	o	k	s	h	r
m	a	d	v	a	t	l	n	i	e
s	h	a	s	s	p	v	u	s	w
g	c	w	d	e	n	m	d	t	i
a	a	h	s	e	t	p	i	q	c
p	n	i	n	h	a	d	d	g	u
s	d	m	i	v	n	c	u	p	t



Challenge: can you find any more words?

Write them here:

.....



Word maker

How many words can you make out of these letters?

Eg: ca → cat, can, cap

ma →

1.
2.
3.

pe →

1.
2.
3.



Change the last letter to make a new word

Eg. mat → man

1. pan →

5. sin →

2. met →

6. tap →

3. cap →

7. hut →

4. pen →

8. sip →



Crack the code

Read these words then draw a picture to match.

A mad man.	Ten pins in a tin.	He can sit.



Write the name of your street twice

1

2



Dictation

1.

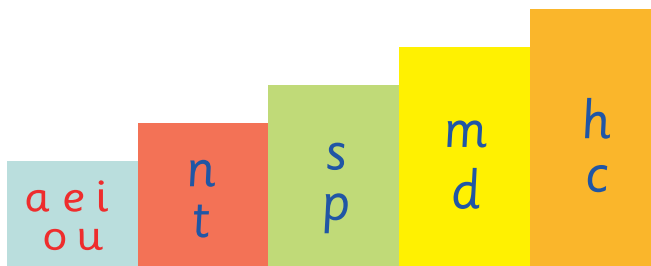
2.


3.

4.

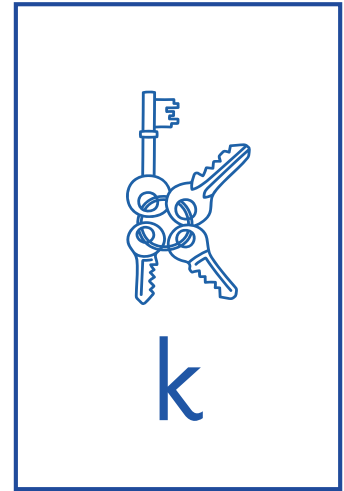
5.

Congratulations! You have finished Step 4.





Step 5



Look, cover, write, check!

day 1

day 2

day 3

day 4

run	run	run	run	
kid	kid	kid	kid	
rat	rat	rat	rat	
red	red	red	red	
kiss	kiss	kiss	kiss	
rot	rot	rot	rot	
kept	kept	kept	kept	
kit	kit	kit	kit	
kick	kick	kick	kick	
sick	sick	sick	sick	



Cheeky words to read

saw	are	or
-----	-----	----



Practice writing the letter k

k k k k . .

k k k k . .

ki ki ki . .






★ kid kid kid . .



Draw the keys



Write the first letter of each picture



Track and loop these letters:

k

r

Say their sound each time.

t k y p r v t e k m a h b r i f k h e p w r
 k l c e h i r e s k g a r o c p r b s h k a p
 b a g k e g r q h j i k y d e k t x a r i a c



Circle the word which matches the picture

				
sun / sit	cap / can	kid / kit	rat / run	kiss / kick



Can you draw a picture with all these things?

A kid in a red cap can kick and run in the sun.



Rhyme Time!

Find a word to rhyme with each of these:

rat
pat

rot	sit	hiss	tick	pack	hid



Word search: → ↓

kiss rot
rat kept
sick run
red kid
kit kick

r	e	d	f	s	h	c	n	i	d
g	n	b	r	r	a	s	i	b	c
t	i	n	l	o	d	t	r	u	n
r	g	k	a	t	m	k	s	g	r
k	s	i	v	a	k	i	c	y	e
e	p	t	a	s	d	c	u	p	s
p	q	w	t	h	n	k	t	t	i
t	k	f	s	r	a	t	y	q	c
x	c	r	y	a	e	n	k	a	k
s	d	k	i	d	n	k	i	s	s



Blends that grow

t + r = tr tr tri trip
p + r = pr pr pra pram
d + r = dr dr dro drop
c + r = cr cr cri crisp

★ Challenge ★

s + t + r = str str stra strap
s + c + r = scr scr scra scrap



Draw the rabbit



Practice writing the letter r

r r r r . .

r r r r . .

ro ro ro . .

★ rot rot rot . .



Word maker

How many words can you make out of these letters?

t r a o k u s a p n e h

Bronze

Silver



Gold!

1.

4.

7.

2.

5.

8.

3.

6.

9.



Crack the code

Read these words then draw a picture to match.

kids	red	Two kids are in red hats.



Read the word in each box and draw a picture to match

tin	ten	nut	net

cut	cry	pin	hot



Dictation

1.

2.

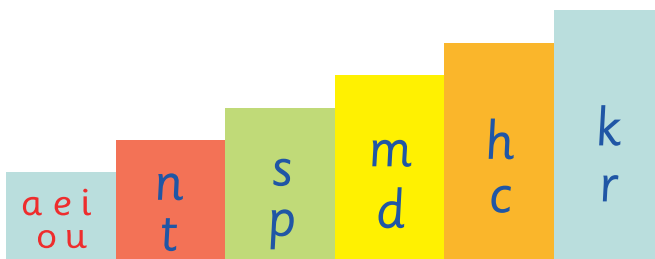
3.


4.

5.

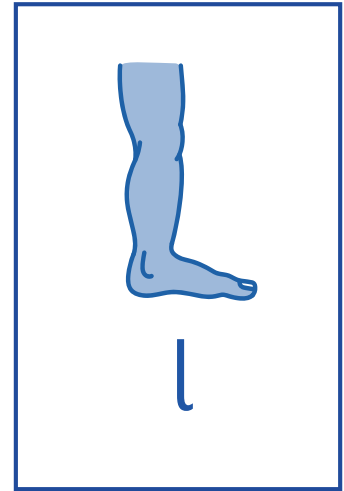
Congratulations!

You have finished Step 5 and now know half the alphabet!





Step 6



Look, cover, write, check!

day 1

day 2

day 3

day 4

got
pig
leg
lap
gap
get
tell
long
help
go

got	got	got	
pig	pig	pig	
leg	leg	leg	
lap	lap	lap	
gap	gap	gap	
get	get	get	
tell	tell	tell	
long	long	long	
help	help	help	
go	go	go	



Cheeky words to read

some

come

most



Practice writing the letter g

g g g g . .

g g g g . .

ga ga ga . .

★ gap gap gap . .



Draw the goat



Track and loop these letters:

l

g

Say their sound each time.

t l a r g l t e g l a q sh l a f sh e d g y
g sh s e h i l e sh v g a r o l sh e b s f g i
c a g p o sh d sh w g i l g b e s j sh a l i a



Draw a picture to match the word

log	pig	gap	cup	leg



Rhyme Time!


Find a word to rhyme with each of these:

got
pot

me	hug	lot	pig	hop	had



Slice the snake!



How many words can you make by slicing this snake?

Eg. h e / p i g / h o t

h e m u g h a m c a t p i g t e l l g o k i d r e d

Circle how many words you found: 8 9 10 11 12



Handwriting Practice

Read and copy this sentence in your best writing:

The pig had long legs.

The pig had long legs.



Practice writing the letter l

l l l l . .


ll ll ll . .

la la la . .

★ lap lap lap . .



Draw the leg



Word search: → ↓

leg got
lap get
tell go
long pig
help gap

s	h	e	l	p	s	g	a	p	p
g	d	i	s	l	e	g	g	w	l
w	i	p	p	a	h	t	g	e	t
i	g	o	t	n	e	k	s	h	r
s	a	d	t	e	l	l	p	i	e
h	s	l	o	n	g	v	i	s	w
g	l	d	a	s	h	m	g	t	i
d	a	s	h	e	m	p	i	q	s
p	p	i	n	h	u	d	d	g	o
s	h	e	i	v	g	q	u	s	t



Challenge: can you find any more words?

Write them here:

.....



Word maker

- make 3 words starting with these letters

Eg: hu → hut, hum, hug

ma →

1.
2.
3.

di →

1.
2.
3.

pe →

1.
2.
3.



Change the vowel to make a new word

Eg. mat → man

1. pan →

5. sin →

2. met →

6. tap →

3. man →

7. hut →

4. peg →

8. cap →



Crack the code

Read these words then draw a picture to match.

Two pegs.	He has one pig.	I go to get help.



Write the name of your street twice

1

2



Dictation

1.

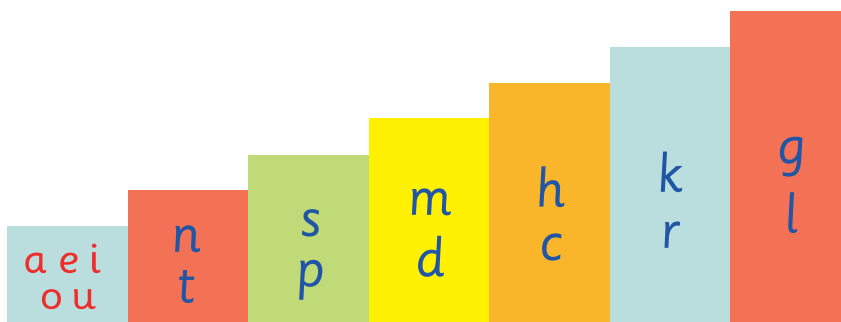
2.

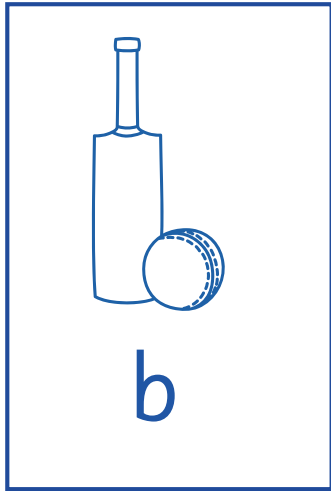
3.

4.


5.

Congratulations!
You have finished Step 6.





Step 7



Look, cover, write, check!

	day 1	day 2	day 3	day 4
bad	bad	bad	bad	
fun	fun	fun	fun	
fat	fat	fat	fat	
big	big	big	big	
but	but	but	but	
if	if	if	if	
from	from	from	from	
of	of	of	of	
by	by	by	by	
be	be	be	be	




Cheeky words to read

off	for	great
-----	-----	-------



Draw the bat hitting the ball



Practice writing the letter b

b b b b . .

b b b b . .

ba ba ba . .

★ ball ball ball .



Which of these start with b?

b





Draw a picture to match the word


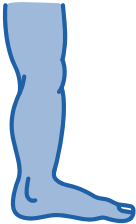


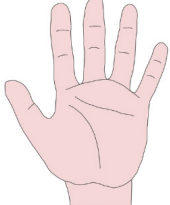
lip	sick	lost	legs	flip



I spy the missing letter!


Look at the pictures and circle the missing letter.

Write the letter in the word.

				
a e i	t g n	f r s	i o e	d g p
f..a..n	leun	b.....d	han.....



Draw the flying fish



Practice writing the letter f

f f f f . .

f f f f . .

fl fl fl . .

★ flat flat flat .



Word search: → ↓

bad if
big off
but fun
by fat
be from

k	f	r	o	m	s	h	u	t	p
b	t	i	s	h	e	s	o	f	f
a	l	p	p	f	u	n	g	e	t
d	o	i	f	n	e	k	s	h	r
p	n	d	a	a	b	y	t	i	e
h	g	h	t	p	k	v	i	s	w
b	p	d	a	s	h	f	a	t	i
e	l	a	n	d	m	p	i	l	b
p	b	i	g	h	u	d	d	o	u
a	h	e	i	f	h	q	u	t	t



Challenge: can you find any more words?

Write them here:

.....



Art Challenge! Draw all 8 items in one picture:

sun cat leg hat pig hand hat fan



Find the word to fill the gap!

leg ten fell mat ~~pigs~~ in long if off kid help gap

- a) Two**pigs**.... got lost.
- b) It has legs.
- c) She can me.
- d) I am in a
- e) A cat can nap on a
- f) A man off the top.



Crack the code

Read these words then draw a picture to match.

Two rats.	One leg.	Two rats are on my leg!



Dictation

1.

2.

3.

4.

5.

Congratulations – you now know 19 letters.





Step 8



Look, cover, write, check!

day 1

day 2

day 3

day 4

jam

jam

jam

jam

win

win

win

win

web

web

web

web

jog

jog

jog

jog

wet

wet

wet

wet

jet

jet

jet

jet

went

went

went

went

just

just

just

just

will

will

will

will

we

we

we

we



Cheeky words to read

all

small

also



Practice writing the letter w

w w w w . .

w w w w . .

we we we . .

★ wet wet wet .




Draw the waves



Which of these start with w?


W





Letter Links

Link these pictures to their last letter and write the word.




g	n	t	d	t	n
---	---	---	---	---	---

hat



Write the word for each picture



Track and loop these letters:

w

j

Say their sound each time.

t k y p w v j e k r a w b r i j k h e w r
k w c e j i r e g w g a r o j p r b s j k a
b a w k e g r j j i k w d e k j x a r i a w



Draw the
person jumping



Practice writing the letter j
See how it goes below the line

j j j j . .

j j j j . .

ju ju ju . .

★ jug jug jug . .



Word search: → ↓

we web
win jam
wet jog
went jet
will just

w	u	n	w	e	b	c	t	i	d
i	n	b	r	n	a	t	j	e	t
n	i	n	l	o	d	p	a	a	n
h	g	w	e	t	m	j	o	g	r
q	s	i	v	a	k	e	c	y	e
t	p	j	a	s	d	n	u	p	w
j	q	u	h	i	s	f	t	r	e
a	k	s	s	c	a	y	j	o	n
m	c	t	y	a	e	n	o	a	t
s	d	w	i	l	l	h	w	e	q



Challenge: can you find any more words?
Write them here:



Find the same word as the one in the purple box and colour it in like this.



man	cat	mat	sit	man	men
just	tin	just	tan	just	them
wet	we	was	well	wet	went
will	will	well	wag	will	fill
web	hat	this	web	them	then



Can you draw a picture of the story?

We went and got wet in a pond.



Circle the word which matches the picture

cap / can	from / frog	kid / kit	win / fin	kiss / kick



Word maker

How many words can you make out of these letters?

b i s a m e w a t n o h

Bronze

Silver



Gold!

1.

4.

7.

2.

5.

8.

3.

6.

9.



Dictation

1.

2.

3.

4.

5.

Congratulations!

You have finished Step 8 and can read 104 words!





Step 9



Look, cover, write, check!

day 1

day 2

day 3

day 4

zip
vet
van
buzz
fizz
zit
vat
zap
vent
vest

zip	zip	zip	
vet	vet	vet	
van	van	van	
buzz	buzz	buzz	
fizz	fizz	fizz	
zit	zit	zit	
vat	vat	vat	
zap	zap	zap	
vent	vent	vent	
vest	vest	vest	



Cheeky words to read

call	ball	school
------	------	--------



Draw the zebra



Practice writing the letter z



z z z z . .

z z z z . .

zip zip zip .

★ fizz fizz fizz .



Track and loop these letters:

z

v



Say their sound each time.

g z b w t v v e z b a w q r i v z t h e b w
 t h l p e v i r e b z g a v o w b r b s t h v
 w a b z e v r q t h j i v y t h e z t x a b i a



Letter Links

Link these pictures to their first letter





Read and draw the words

van	fizz	zip	vest	vet



Handwriting Practice




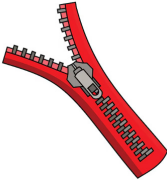

Read and copy this sentence in your best writing:

I went to get my vest.

I went to get my vest.



Circle the word which matches the picture

				
ball / call	bet / bat	vet / vest	zip / zap	cat / fat



Draw the vase



Practice writing the letter v

v

v v v . .

v

v v v . .

ve

ve ve .



vest

vest vest .



Find the same word as the one in the purple box and colour it in like this.

fizz	hat	chin	chip	fizz	chap
bad	ban	bed	bad	got	bad
vent	risk	ramp	rich	vent	rag
by	bag	by	be	my	by
big	big	bat	bit	big	bet



Change the last letter to make a new word

Eg. mat → man

1. bat →

5. bin →

2. men →

6. cap →

3. fin →

7. rat →

4. beg →

8. rap →



Can you draw a picture of the story?

The big fat cat had my jam!



Word search: → ↓

van zap
zip vat
vet vest
buzz vent
fizz zit

v	a	n	q	s	r	c	v	a	t
i	s	b	r	z	i	g	h	b	c
k	u	n	l	a	c	h	o	n	b
h	c	w	a	p	h	a	t	g	e
b	z	i	t	a	v	e	t	y	r
t	p	m	a	s	d	m	u	c	v
b	a	v	e	n	t	f	t	r	e
u	k	f	s	b	e	i	b	b	s
z	u	r	y	u	e	z	a	y	t
z	c	z	i	p	l	z	v	s	t



Challenge: can you find any more words?

Write them here:

.....



Read and write these blends that grow

$f + r = fr$ *fr* *fr* *fro* *fro* *frog* *frog*
 $g + r = gr$ *gr* *gr* *gra* *gra* *grab* *grab*



Challenge



$s + c + r = scr$ *scr* *scra* *scrap*
 $s + t + r = str$ *str* *stri* *strip*



Dictation

1.

2.

3.

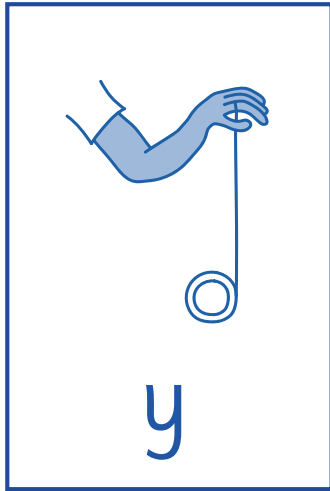
4.

5.

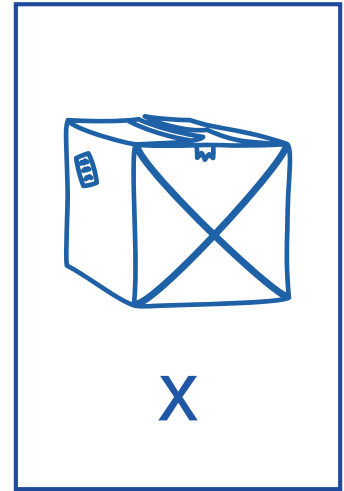
Congratulations!

You have finished Step 9. There are only 2 more single letters and 4 letter pairs to learn!





Step 10



Look, cover, write, check!

day 1

day 2

day 3

day 4

yes

box

yam

six

yet

yell

yellow

vex

next

hexagon

yes	yes	yes	yes	
box	box	box	box	
yam	yam	yam	yam	
six	six	six	six	
yet	yet	yet	yet	
yell	yell	yell	yell	
yellow	yellow	yellow	yellow	
vex	vex	vex	vex	
next	next	next	next	
hexagon	hexagon	hexagon	hexagon	




Cheeky words to read

was	were	your
-----	------	------



Draw the yoyo



Practice writing the letter y

y y y y . .

y y y y . .

ye ye ye . .

★ yes yes yes .



Write the first letter of each item

Circle how many start with j?

1 2 3 4



Track and loop these letters:

y

x

Say their sound each time.

g y b x i v y e k x a w y r i c h k t h e b x b
x l f e c h i y e b k x a y o w b r b s x c h v m
w e y k e c h r x s h y i c x y x e k t x e b i y



Read and draw the words

yam	school	call	six	fizz




Hunt the vowels and colour them in red: a e i o u

b	c	h	e	v	p	o	s	i	k
g	q	i	x	u	z	m	w	j	o
a	b	n	u	s	i	d	l	e	v

Circle how many vowels you saw. 6 7 8 9 10 11



Draw the box



Practice writing the letter x

X X X X . .

X X X X . .

ex ex ex . .



exit exit exit .



Circle the word which matches the picture

				
hug / rug	dog / jog	call / ball	bed / red	box / hexagon



Find the same word as the one in the purple box and colour it in like this.

just	hot	jam	chip	just	hit
call	call	bad	cat	call	camp
jug	jam	jug	jump	jab	jug
fizz	fizz	fin	flat	zip	whizz
small	smart	small	smile	small	smart



Handwriting Practice

Read and copy this sentence in your best writing:

I go to school in a van.

I go to school in a van.



Word search: → ↓

yes yell
box yellow
yam vex
six next
yet hexagon

h	y	e	l	l	o	w	b	u	q
e	s	b	r	b	i	g	y	e	s
x	u	s	t	o	p	h	o	n	b
a	k	w	a	x	h	a	g	g	e
g	h	i	v	a	n	e	x	t	r
o	y	j	a	m	d	y	e	l	l
n	a	d	t	h	n	f	i	z	z
z	m	f	s	b	e	r	y	b	s
z	e	r	i	u	e	n	e	y	n
s	v	e	x	p	l	j	t	g	t



Challenge: can you find any more words?

Write them here:

.....



Crack the code: read these words then draw a picture to match

jog	school	We jog to school.



Dictation

1.

2.

3.


4.

5.

Congratulations!

You have finished Step 10. You have almost finished the alphabet!





Step 11



Look, cover, write, check!

day 1

day 2

day 3

day 4

quit
quiz
shut
ship
wish
quick
quest
quack
fish
she

quit	quit	quit	
quiz	quiz	quiz	
shut	shut	shut	
ship	ship	ship	
wish	wish	wish	
quick	quick	quick	
quest	quest	quest	
quack	quack	quack	
fish	fish	fish	
she	she	she	




Cheeky words to read

could	would	should
-------	-------	--------



Draw the queen
she always has an umbrella!



Practice writing the letter q

q q q q . .


qu qu qu qu . .

qu qu qu .

★ quit quit quit .

How to remember: o u l d

(This helps you to read and spell:
would, could and should)




One day, a duck was looking for flowers and found a 4
leaf clover, which is good luck. She said to herself:

O U lucky duck !




Draw a picture of
the lucky duck





Link these pictures to their last letter

Then write the word underneath



tin



Track and loop these letters: qu sh

Say their sound each time.

v j b p i v qu e k z v w j r i sh qu th e b z v
 z l qu e sh i j e qu k z a j o v b r b s qu sh v m
 qu e j k e sh v z sh j i y qu z e k t v e b i j



Circle the word which matches the picture





Draw the noisy snake at the house



Practice writing the letter sh

s sh sh sh .

s sh sh sh .

sho sho sho .

shop shop shop .



Find the same word as the one in the purple box and colour it in like this. ↓


yes	hut	yes	but	yes	vet
van	van	vat	rat	ran	van
yam	fan	yam	yet	jam	jab
she	well	she	fell	yes	she
vet	vet	wet	vet	get	jet

How many of the words in the box can you read?

Practice with a friend to help each other.



Colour the words that rhyme with 'cat'





Handwriting Practice

Read and copy this sentence in your best writing:

The vet will help my cat.

The vet will help my cat.



Word search: → ↓

quit quick
quiz quest
shut quack
ship fish
wish she

q	u	e	s	t	r	c	q	u	t
u	s	e	r	b	i	y	u	s	q
i	a	s	h	u	t	h	a	n	u
c	c	w	a	e	h	a	c	g	i
k	v	i	n	t	k	e	k	y	z
t	p	s	a	s	d	m	e	c	l
f	a	h	t	h	n	f	s	r	q
i	k	f	s	h	i	p	t	b	u
s	u	v	a	n	e	n	a	y	i
h	c	h	i	s	h	e	l	l	t



Challenge: can you find any more words?

Write them here:

.....



Crack the code: read these words then draw a picture to match

Two pets	A ship	Two pets are on a ship.



Dictation

1.

2.

3.


4.

5.


Congratulations!

You are nearly there, with just 2 more letter pairs to learn!





Step 12



Look, cover, write, check!

day 1

day 2

day 3

day 4

chop	chop	chop	chop	
chat	chat	chat	chat	
rich	rich	rich	rich	
that	that	that	that	
this	this	this	this	
with	with	with	with	
then	then	then	then	
them	them	them	them	
much	much	much	much	
such	such	such	such	

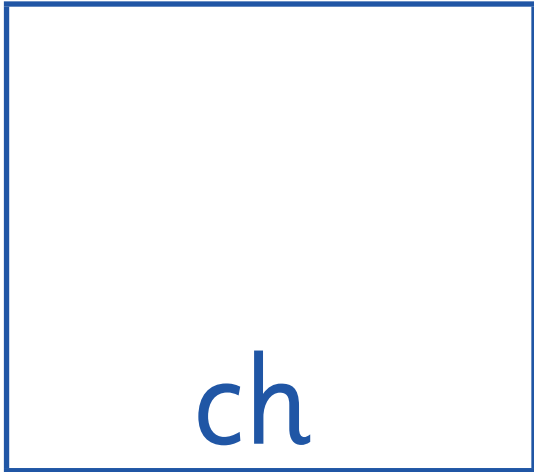


Cheeky words to read

they	the	there
------	-----	-------



Draw the chimney



Practice writing ch

ch ch ch . . .

ch ch ch . . .

cha cha cha .

★ chats chats .




Read this short story and draw a picture to match:

There was a rich man.

He went on a big ship.


There was a rat on the ship!





Link these pictures to their last letter

Then write the word underneath



six



Track and loop these letters: **ch** **th**

Say their sound each time.

v ch b f e th y e ch z v w j r i ch y th e th z
 ch l y e ch i j e y th z a j o th b r b ch y ch v
 y a th k e ch v z sh th i y y z e ch t v e b i th



Circle the word which matches the picture





Draw the house saying
thank you to the tower



Practice writing the letter th



th th th . . .

th th th . . .

the the the .

★ them them them .



Find the same word as the one in the purple box
and colour it in like this.

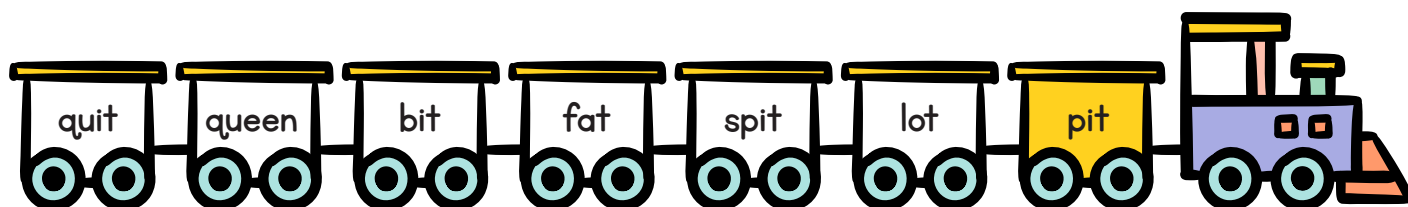
quiet	queen	quiet	quick	quiet	quick
van	van	vat	rat	ran	van
chip	chin	chip	chap	chip	hip
with	with	fin	dish	wish	with
could	would	called	could	should	could

How many of the words in the box can you read?

Practice with a friend to help each other.



Colour the words that rhyme with 'fit'





Handwriting Practice

Read and copy this sentence in your best writing:

A big fat frog is in the box.

A big fat frog is in the box.



Word search: → ↓

chop with
chat then
rich them
that much
this such

m	u	i	c	k	t	t	h	e	m
u	t	l	t	c	h	y	e	s	c
c	w	a	h	h	i	s	x	n	q
h	e	n	e	k	s	a	a	g	w
p	f	o	n	d	c	h	a	t	i
a	d	r	t	n	d	m	o	c	t
c	p	i	k	t	h	a	t	r	h
h	u	c	z	b	e	t	t	b	w
o	a	h	m	t	e	b	o	x	n
p	u	e	s	t	s	u	c	h	t



Challenge: can you find any more words?

Write them here:

.....



Can you remember the alphabet in order? Write in the missing letters:

a c d f g i j k l n o p q s t u w x z



Dictation

1.

2.

3.

4.

5.



Congratulations – you have finished Book 3. Draw a picture to show you and your teacher feeling happy.

You can practice reading the words. Your teacher will tick all the ones you can do.

Step 1 t n	Step 2 s p	Step 3 m d	Step 4 h c	Step 5 r k	Step 6 g l
on	sun	mum	hot	run	got
in	pen	dad	cat	kid	pig
tin	up	mad	cup	rat	leg
at	pat	and	him	red	lap
net	sit	man	cut	kiss	gap
it	it's	did	had	rot	get
not	as	am	has	kept	tell
an	is	end	can	kit	long
ten	pin	my	his	kick	help
no	so	me	he	sick	go

Now try the Cheeky Words too

Step 1	Step 2	Step 3	Step 4	Step 5	Step 6
to	put	do	have	saw	some
into	two	does	her	are	come
one	you	said	I	or	most

Step 7	Step 8	Step 9	Step 10	Step 11	Step 12
off	all	ball	was	could	the
for	small	call	were	would	they
great	also	school	your	should	there

You can practice reading the words. Your teacher will tick all the ones you can do.

Step 7 b f	Step 8 j w	Step 9 z v	Step 10 y x	Step 11 qu sh	Step 12 ch th
bad	jam	zip	yes	quit	chop
fun	win	vet	box	quiz	chat
fat	web	van	yam	shut	rich
big	jog	buzz	six	ship	that
but	wet	fizz	yet	wish	this
if	jet	zit	yell	quick	with
from	went	vat	yellow	quest	then
of	just	zap	vex	quack	them
by	will	vent	next	fish	much
be	we	vest	hexagon	she	such

Congratulations – you did it!
You now know all the letters in the alphabet.

